

# Setting Up Online Giving

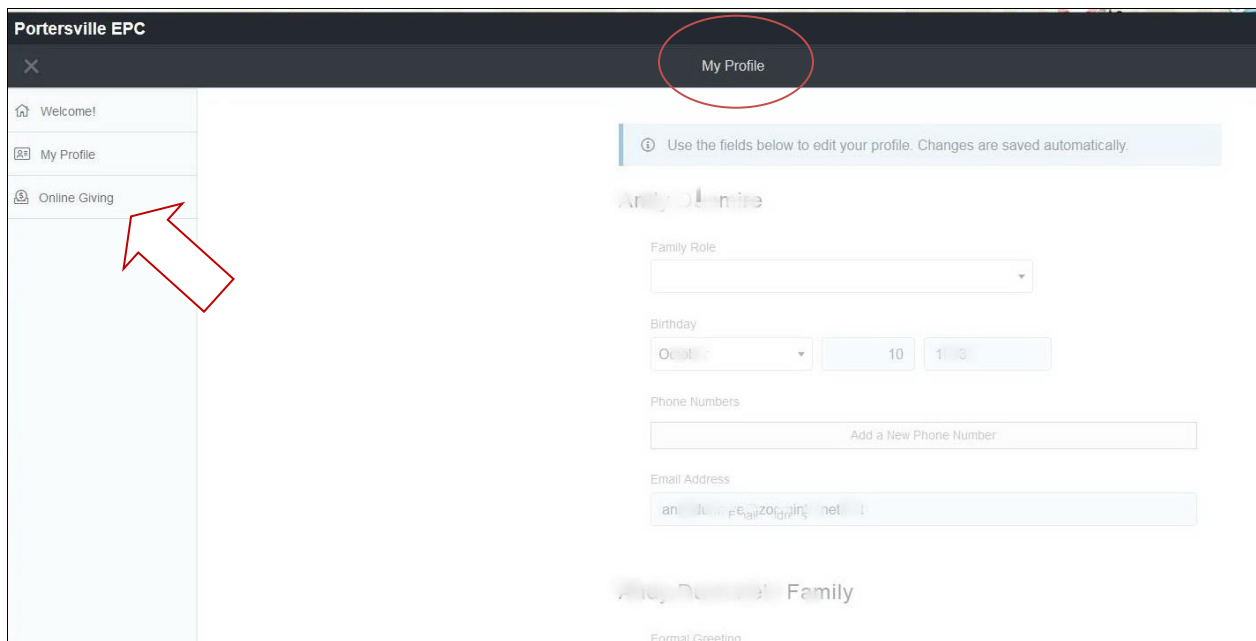
If you are haven't already done so, navigate to the Donation page at <https://www.epcportersville.org/>. Click the link at the bottom of the page on the church website:



You can create an account for yourself on the **Churchtrac, Church Connect Portersville EPC** page, by following the prompts. This will allow your donation to be credited to you for your end-of-year statement. You will then be able to log onto the Church Connect page as it gets up and running, for calendar and other information. (You do not have an initial password so click that option and one will be sent to you from Churchtrac). You will need to sign into the site again and create a new password; the one sent to you is temporary.

Once you have signed in you will see either your profile page or the online giving page: If on the profile page click the bars on the left side under Portersville EPC to find Online Giving.

## Profile



(Profile page)

# Setting Up Online Giving

Enter donation amount and please consider adding the indicated additional amount to cover the processing fees that the church must pay. Click NEXT.

Portersville EPC

Online Giving

Credit/Debit ACH/Checking SMS/Text Giving

Thank you so much for the continued support of our church and its mission.

Choose a Category Amount

General Offering CE 200.00 USD

Would you like to add an additional 6.30 to cover your church's fees for processing your card?

Memo

Optional. This memo will be visible to your church

Charge 200.00:

Once Every Week Every Other Week Every Month

Manage Your Recurring Donations

Next >

Copyright © 2020 ChurchTrac Software, Inc.

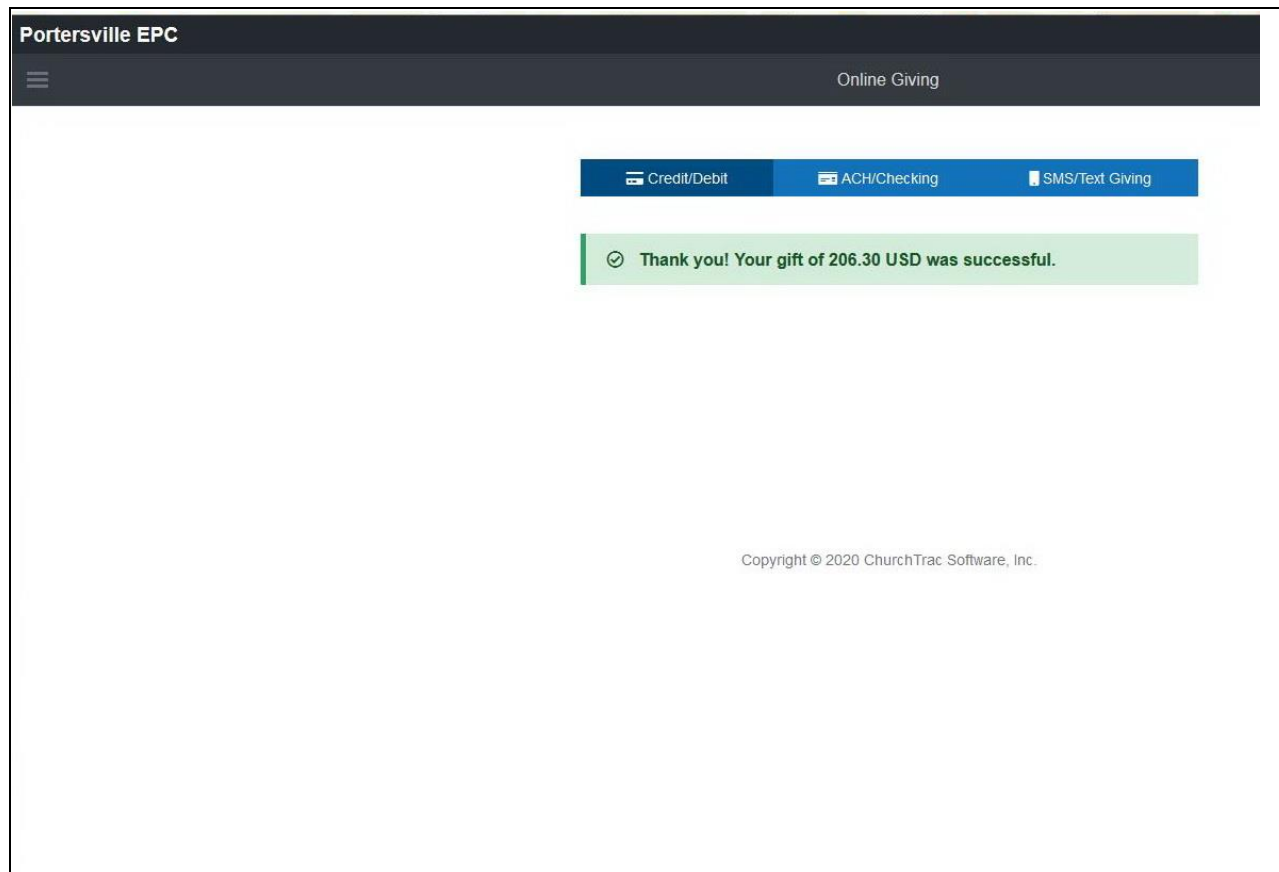
(online giving page)

Enter your credit/debit card information as required by the site. THIS INFORMATION IS USED SOLELY BY THE PROCESSING COMPANY *STRIPE*.

**OUR CHURCH IN NO WAY HAS ACCESS TO ANY CREDIT/DEBIT OR CHECKING INFORMATION, OR ANY RECORD OF IT.**

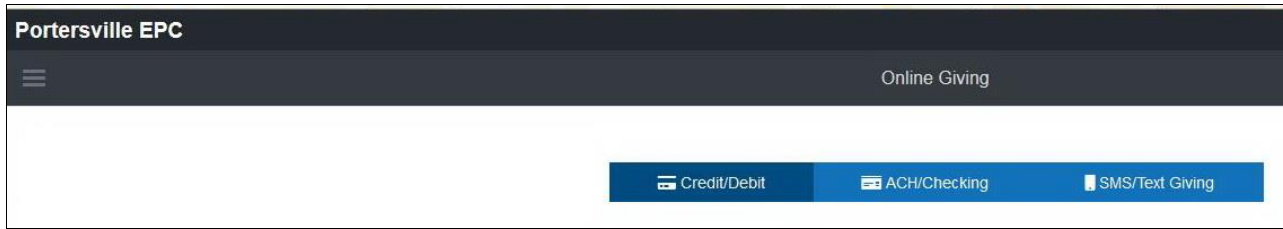
# Setting Up Online Giving

Upon successful transaction you should then see this screen appear next.



If you prefer to donate using direct withdrawal from your bank account (ACH/checking) or by text (SMS/Text Giving) click on the appropriate method at the top of the screen. And follow the directions given as you go through the alternate process.

# Setting Up Online Giving



You will receive an email receipt from Churchtrac on behalf of the Church for your donation.

# Setting Up Online Giving

## Receipt from The Presbyterian Church of Portersville

Receipt #1273-

AMOUNT PAID	DATE PAID	PAYMENT METHOD
\$206.30	March 18, 2020	

### SUMMARY

From: anr [redacted]@zoc [redacted].net	\$206.30
<b>Amount paid</b>	<b>\$206.30</b>

If you have any questions, contact us at

[anr@zoc.net](mailto:anr@zoc.net) or call at +1 724-368-8050.

Something wrong with the email? [View it in your browser.](#)

You're receiving this email because you made a purchase at The Presbyterian Church of Portersville, which partners with [Stripe](#) to provide invoicing and payment processing.